

Mental Health Tribunal Quarterly Statistical Report

Quarter 1 : 2020-21

What we measure

We measure the number of hearings we list (hearings listed) as well as the number of hearings conducted (hearings conducted). We measure both because in about one-third of matters, the psychiatrist will revoke the involuntary treatment order a few days or hours before the hearing. When this happens, the patient no longer requires the hearing and we must discontinue it.

In many cases, the Tribunal cannot fill this vacancy with another hearing because it cannot give the participants enough notice to attend. In these circumstances, the Tribunal has used its resources to list and prepare for the hearings which were conducted, as well as those which were discontinued. These resources are reflected in, and accounted for by, the number of hearings listed.

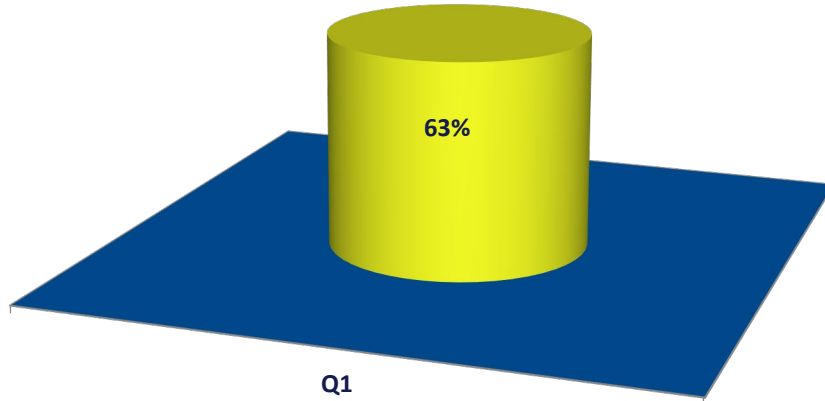
There is no reliable way to predict which orders will be revoked and which will proceed to hearing. The nature of the Tribunal’s hearings means the Tribunal cannot fully address the issue by ‘over-listing’ or by using ‘rolling lists’ (such as those used by Magistrates Courts). This is an issue which is common to Mental Health Tribunals in other states, which also report on both hearings listed and hearings conducted.

Hearing numbers

2020/21 Q1 Number of hearings listed vs number of hearings conducted

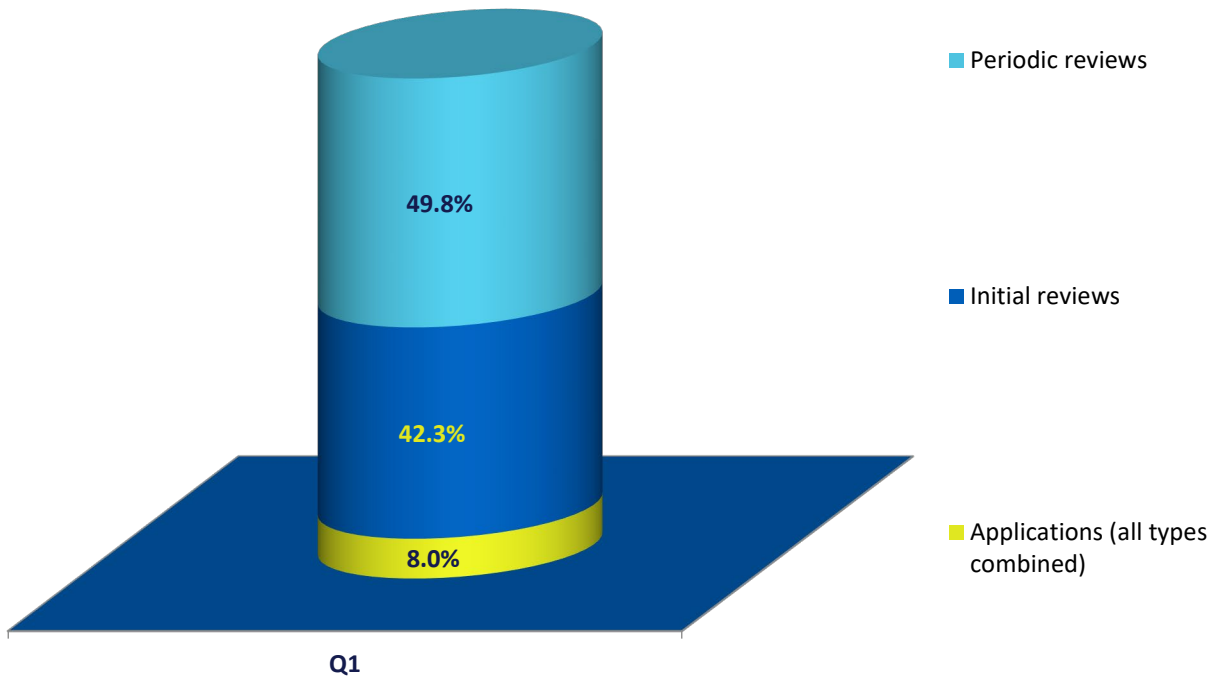


2020/21 Q1 Percentage of hearings listed which are conducted

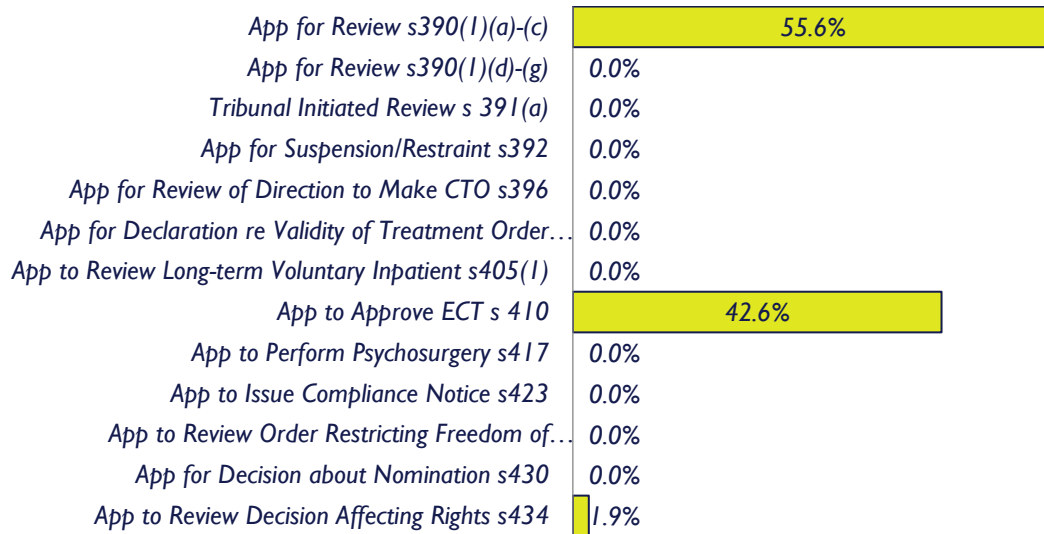


Hearings conducted by matter types

2020/21 Q1 Percentage of hearings conducted by matter type



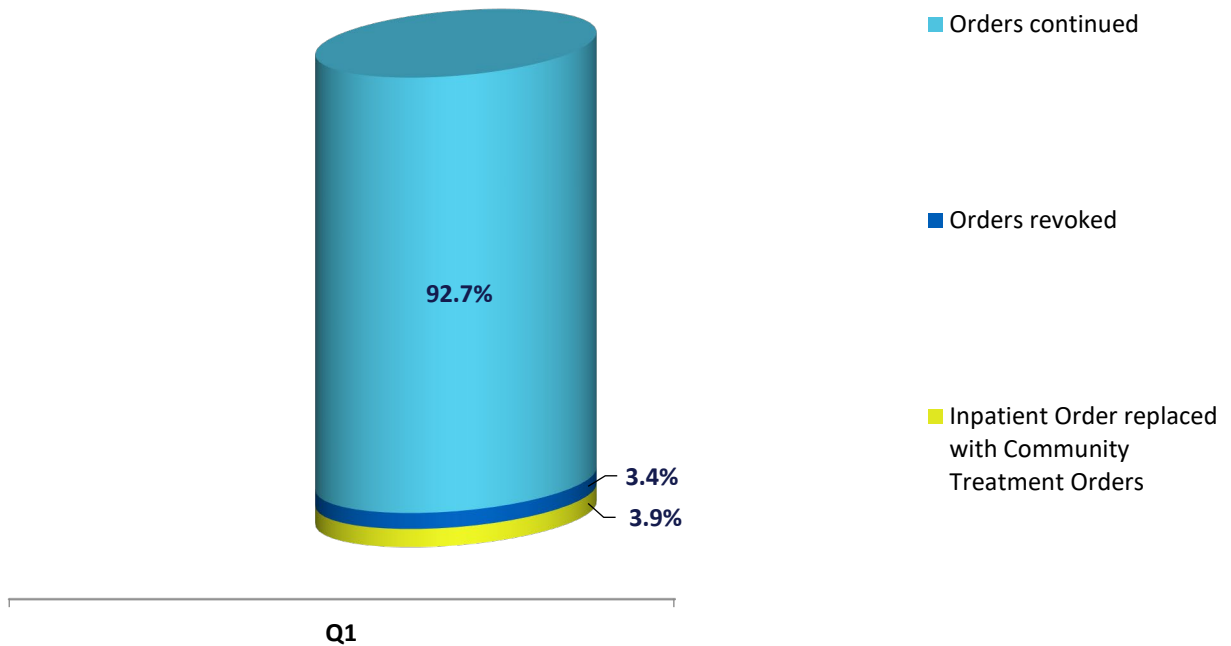
2020/21 Q1 All applications by type (as a percentage of total applications)



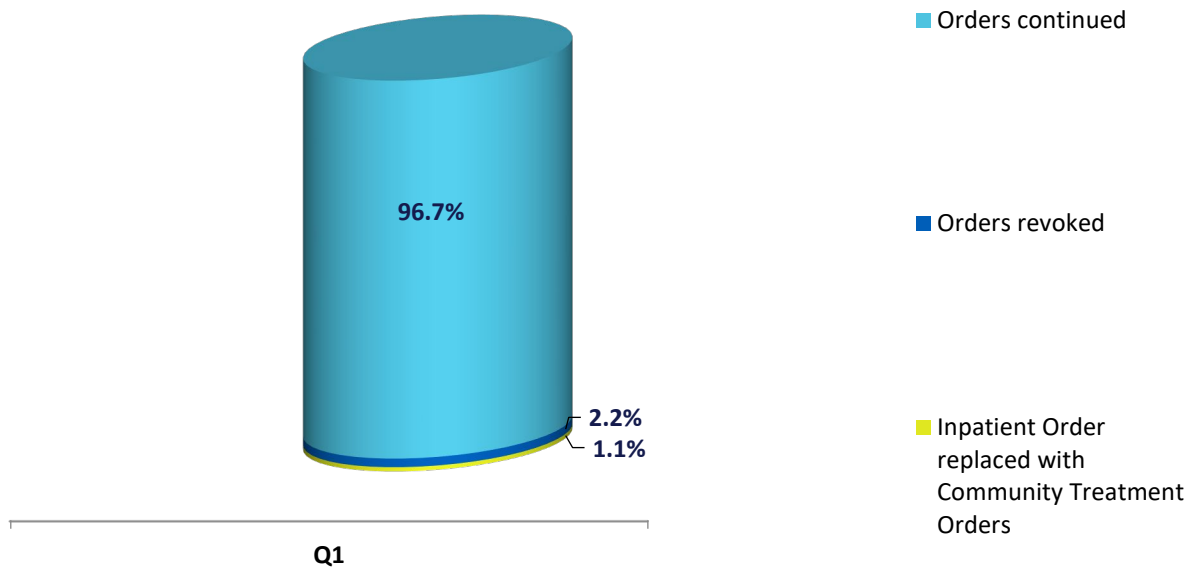
Hearings completed* by outcome

*A 'completed' hearing results in a final order.

2020/21 Outcomes of completed initial review hearings

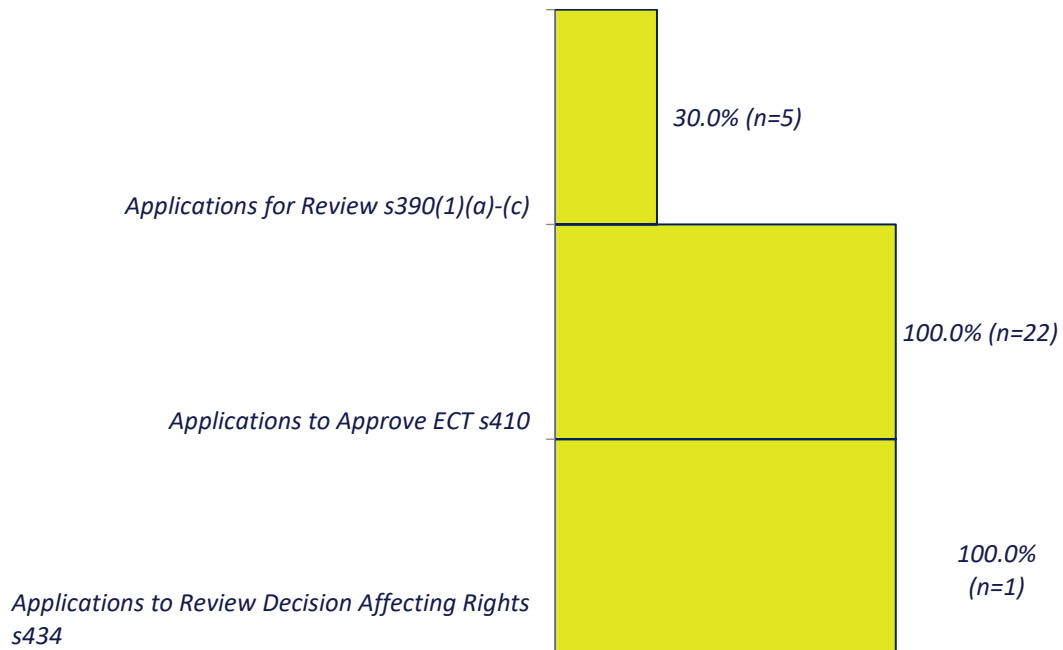


2020/21 Outcomes of completed periodic review hearings



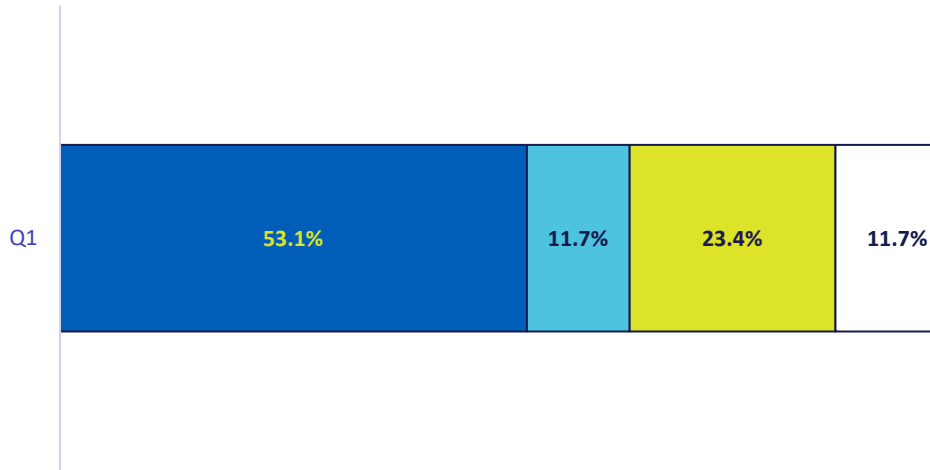
2020/21 Q1 'successful' applications as a percentage of number of completed applications of that type

A 'successful application' is one in which the Tribunal grants orders in favour of the applicant.



2020/21 Q1 Adjournments

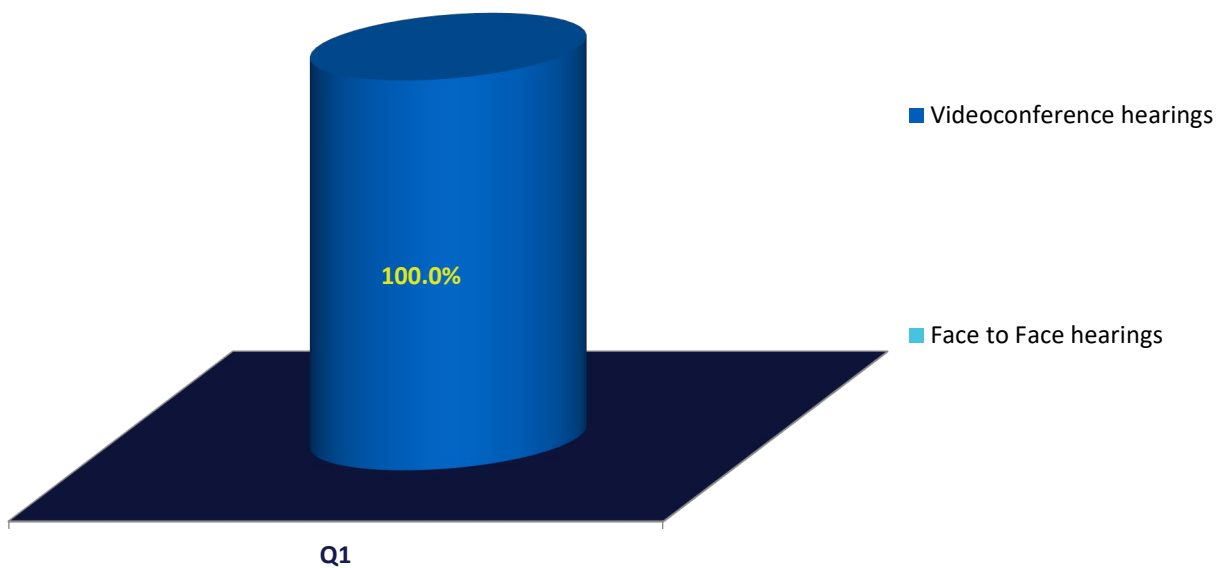
Out of the 679 hearings conducted during Q1, 128 (18.9%) were adjourned. The 128 hearings adjourned during Q1 were adjourned for the following reasons:



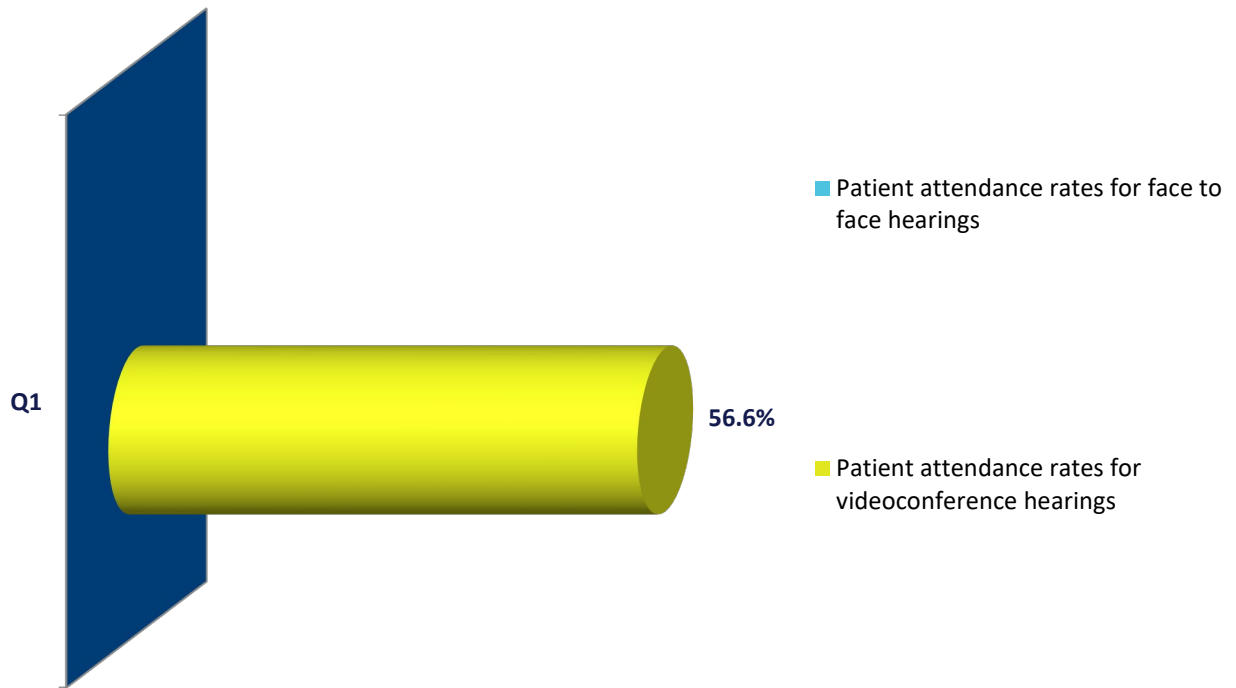
- Adjournments primarily to address medical evidence or treating team attendance
- Adjournments primarily to address patient or supporter attendance or evidence
- Adjournments primarily to facilitate patient representation by MHAS or MHLC
- Adjournments for other reasons

Hearing Mode

2020/21 Q1 Hearing mode



2020/21 Q1 Patient attendance at hearings by hearing mode



Timeliness

2020/21 Q1 Compliance with statutory timeframes: Adult patients

	Jul	Aug	Sep	Q1	%
Number of Completed Initial Review Hearings s386 Adults	95	70	69	234	%
<i>On time (within 35 days of the date of the order)</i>	88	65	62	215	91.9%
<i>Late (total)</i>	7	5	7	19	8.1%
<i>up to 3 days late</i>	5	2	2	9	3.8%
<i>4 -7 days late</i>	1	0	4	5	2.1%
<i>8 - 14 days late</i>	0	1	0	1	0.4%
<i>15-21 days late</i>	0	0	0	0	0.0%
<i>more than 21 days late</i>	1	2	1	4	1.7%
Number of Completed Periodic Review Hearings s387 Adults	91	80	82	253	%
<i>On time (no earlier than 21 days before the end of the 3 month review period)</i>	84	80	79	243	96.0%
<i>Late (total)</i>	7	0	3	10	4.0%
<i>Early (total)</i>	0	0	0	0	0.0%
<i>up to 3 days late</i>	5	0	1	6	2.4%
<i>4 -7 days late</i>	2	0	2	4	1.6%
<i>8 - 14 days late</i>	0	0	0	0	0.0%
<i>15-21 days late</i>	0	0	0	0	0.0%
<i>more than 21 days late</i>	0	0	0	0	0.0%
Total Number of Completed Adult Initial and Periodic Reviews	186	150	151	487	%

2020/21 Q1 Compliance with statutory timeframes: Child patients

	Jul	Aug	Sep	Q1	%
Number of Completed Initial Review Hearings s386 Children	5	5	3	13	%
<i>On time (within 10 days of the date of the order)</i>	5	5	3	13	100.0%
<i>Late (total)</i>	0	0	0	0	0.0%
<i>up to 3 days late</i>	0	0	0	0	0.0%
<i>4 - 7 days late</i>	0	0	0	0	0.0%
<i>8 - 14 days late</i>	0	0	0	0	0.0%
<i>15-21 days late</i>	0	0	0	0	0.0%
<i>more than 21 days late</i>	0	0	0	0	0.0%
Number of Completed Periodic Review Hearings s387 Children	11	11	9	31	%
<i>On time (no earlier than 7 days before the end of the 28 day review period)</i>	11	10	9	30	96.8%
<i>Late (total)</i>	0	1	0	1	3.2%
<i>Early (total)</i>	0	0	0	0	0.0%
<i>up to 3 days late</i>	0	0	0	0	0.0%
<i>4 - 7 days late</i>	0	1	0	1	3.2%
<i>8 - 14 days late</i>	0	0	0	0	0.0%
<i>15-21 days late</i>	0	0	0	0	0.0%
<i>more than 21 days late</i>	0	0	0	0	0.0%
Total Number of Completed Child Initial and Periodic Reviews	16	16	12	44	%